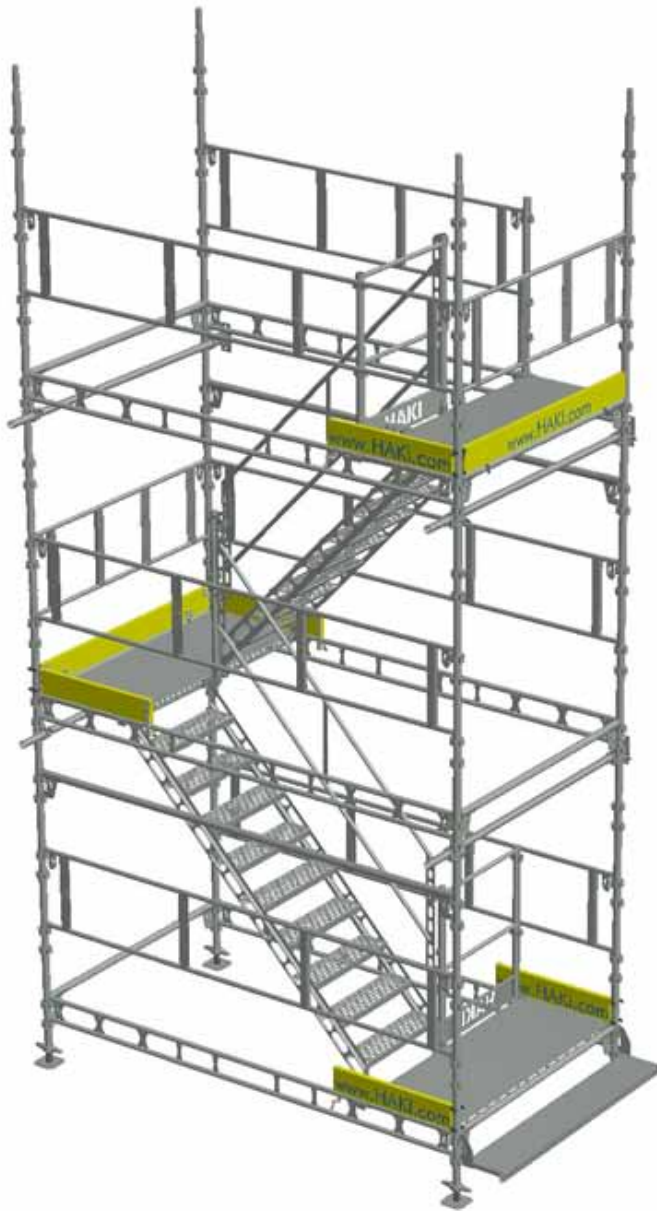


HAKI Stair Tower

3050x1655 Symmetric



HAKI Stair Tower - clockwise stairs



HAKI Stair Tower - anticlockwise stairs



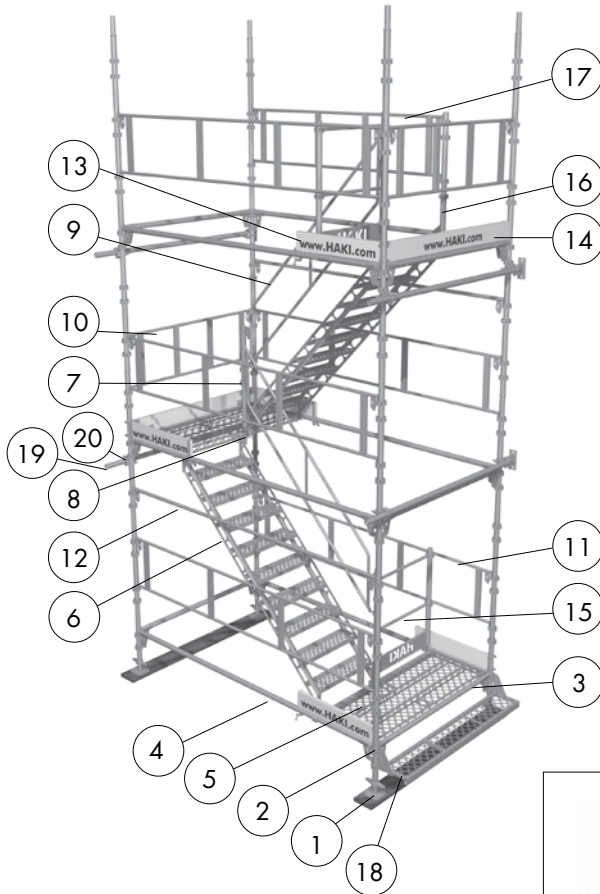
HAKI Stair Tower - parallel, double stair flights



HAKI Stair Tower - base with 1.5 m stair flight

HAKI Stair Tower Symmetric is a further development of the traditional HAKI Stair Tower. In addition to all the benefits offered by the original, we can add

- Significantly lower weight than earlier designs – on account of high tensile steel
- Can be installed with clockwise or anticlockwise stairs as well as with parallel, double stair flights – improved adaptability
- Stair flights and infill platforms can be locked to each other – makes lifting sections easier
- In addition to ledger beams LB, single tube beams ERB can also be used – greater free height
- Level landings in all directions
- Fully hot-dip galvanized finish – reduces maintenance

Components


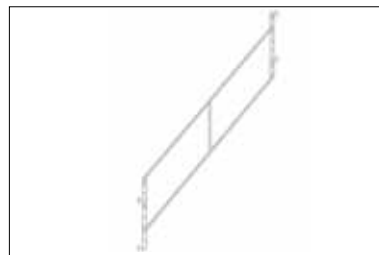
No	Item No.	Name	Weight
1	2071000	Base jack BS	5.0
2	7016300	Standard S 3000	15.2
3	7022161	Single tube beam ERB 1655	6.3
4	7022301	Single tube beam ERB 3050	11.3
5	7021302	Ledger beam LBL 3050	12.3
6	7095001	Landing VLPS	19.2
7	7101201	Stair flight TRPS 2000	33.9
8	7015102	Handrail post LSS 1000	4.2
9	8793000	Locking hook LK 10x48	0.1
10	7058203	Stair handrail HL 2000	8.4
11	7052164	Guardrail frame GFL 1655	7.4
12	7052304	Guardrail frame GFL 3050	10.5
13	7056301	Guardrail SKR 3050	7.1
14	2025085	Toeboard landing 873	3.1
15	2025159	Toeboard landing 1655	4.5
16	7053002	Safety gate SGTS	10.9
17	7015006	Guardrail post SSKS	6.1
18	7015001	Guardrail post SRS 1000	7.3
19	7052231	Guardrail frame SKRD 2357	9.0
20	7103160	Entrance step ITR 1655	14.7
	7111200	Wall tie VST 2000	9.1
	2041012	Right angle coupler KF 48x48	1.0


7095001 Landing VLPS 19.2 kg

7101151 Stair flight TRPS 1500 28.6 kg

7101201 Stair flight TRPS 2000 33.9 kg

7015102 Handrail post LSS 1000 4.2 kg

8793000 Locking hook LK 10x48 0.1 kg

7058153 Stair handrail HL 1500 7.5 kg

7058203 Stair handrail HL 2000 8.4 kg

7053002 Safety gate SGTS 10.9 kg

2025085 Toeboard landing 873 3.1 kg

2025159 Toeboard landing 1655 4.5 kg

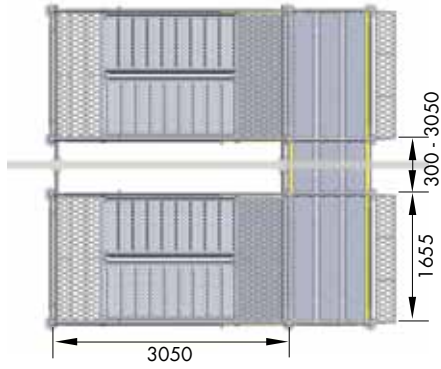
7015006 Guardrail post SSKS 1000 6.1 kg

7015001 Guardrail post SRS 1000 7.3 kg

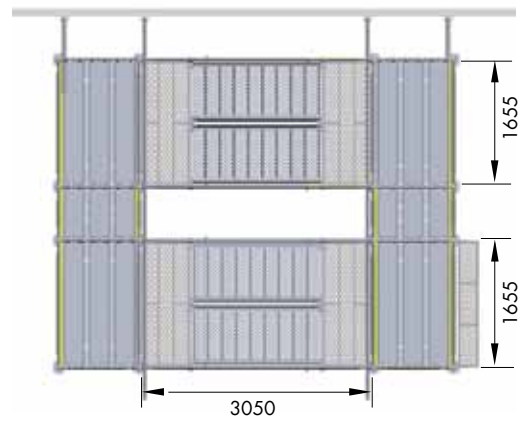
Note

– You cannot mix the symmetric stair tower's components with traditional components

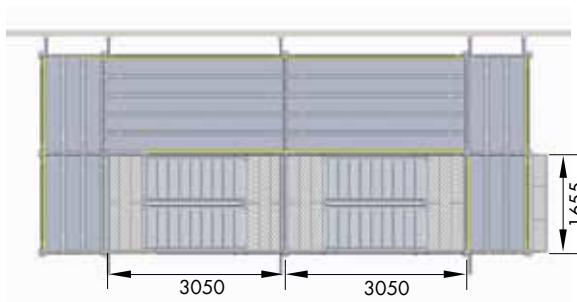
Applications



HAKI Stair Tower connected to another stair tower on the inside of the building



HAKI Stair Tower with double stair flights and extended landings



HAKI Stair Tower with double stair flights over two bays, extended landings and access via scaffold

